



HARBOR 20 BOAT WEIGHT CERTIFICATE

CONFORMANCE TO THE CLASS BYLAWS

Date 11 / 19 / 2016

Owner Peter MacDonald

Sail No. 329

Boat Equipment Check List

3 lb Anchor & 50' x 1/4" Anchor line



2 Gallon Bucket



Paddle 36" min length



2 Life Jackets



Seat Cushions



	Date	Boat Weight	Bow up
1	<u>11/19/16</u>	<u>2083LB</u>	<u>1°</u>
2			
3			

Attachments

Weight Location diagram

Appendix A Class by Laws

Appendix B Class by Laws

[Signature]

Signature
Class Measurer or Fleet Measurer

11/19/16

Date



WEIGHT DISTRIBUTION DIAGRAM

11/19/16

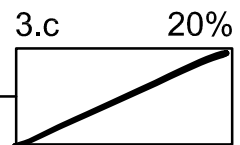
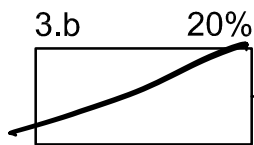
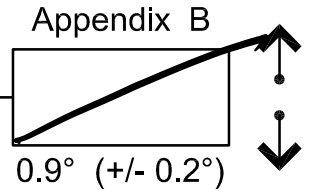
Date

MACDONALD

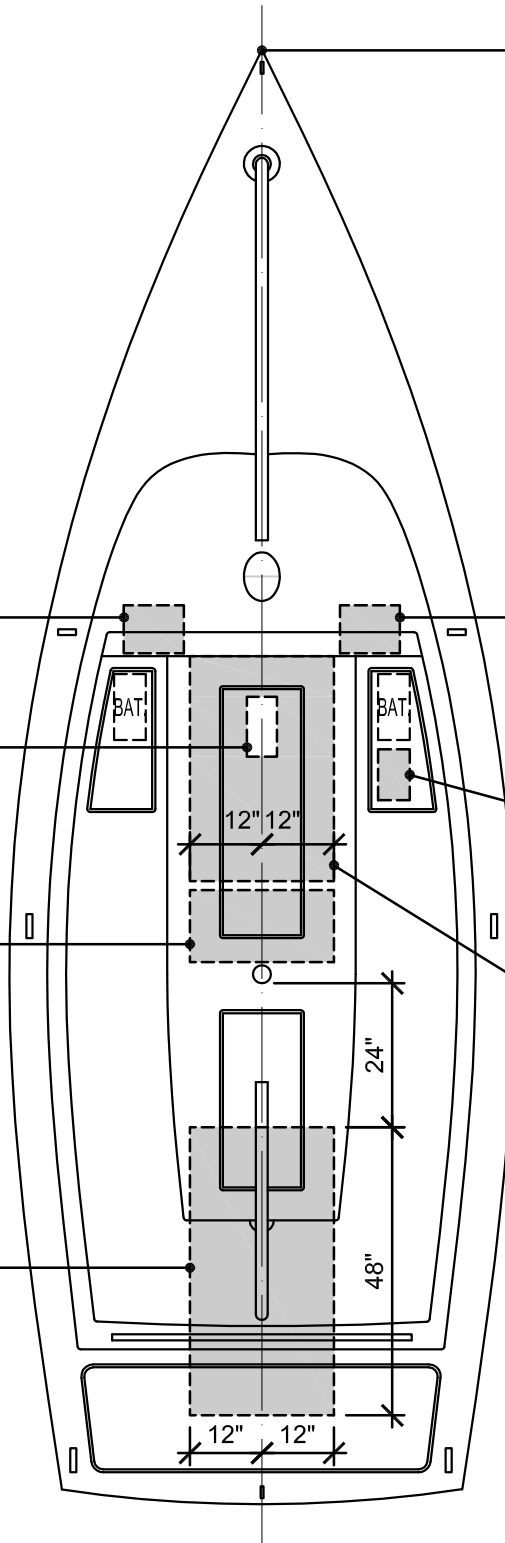
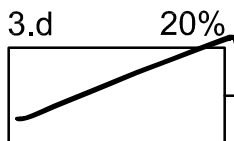
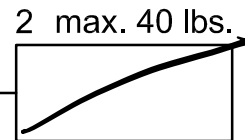
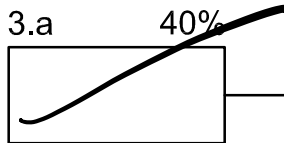
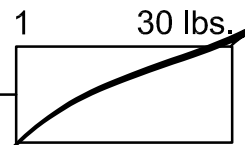
Owner

329

Sail No.



Bilge sump
No lead



Signature Class Measurer
or Fleet Measurer

11/19/16
Date

APPENDIX A

Harbor 20 Weight Compensation

Weights must be added to any Class Yacht weighing under the class minimum of 1950 lbs. The weight shall be added as described herein and as show on the diagram included in this Appendix. The weight added shall be of solid material such as lead, diver's weights, barbell plates or similar. The weights shall be permanently attached. All corrector weights referred to below are plus or minus 1 pound, as long as the total corrector weight does not result in a total boat weight of less than 1,950 pounds.

1) If the boat has the lithium battery set-up, 30 pounds of corrector weight shall be added in the seat compartment just aft of the lithium battery such that the boat is level port to starboard. If, after placement of the corrector weight, less than 40 pounds of additional weight is needed to meet the total minimum boat weight requirement, the weight shall be placed aft of the forward seat bulkhead and forward of the barney post and at least 12 inches below the hull/deck joint. If more than 40 pounds of additional weight is needed to meet the total minimum weight requirement, see Item 3 below.

2) If the boat has the standard 2 lead-acid battery set-up, then the first 40 pounds of corrector weight shall be placed aft of the forward seat bulkhead and forward of the barney post and at least 12 inches below the hull/deck joint.

3) After addressing Items 1 and 2 and more than 40 pounds of additional weight is needed to meet the total minimum weight requirement, the additional weight shall be distributed as follows:

1 a) 40% is to be attached in the keel bolt area compartment immediately forward of the barney post not exceeding a distance of 12 inches from the hull centerline.

1 b) 20% is to be attached to the port forward seat bulkhead, either front or

aft side of bulkhead, at least 12 inches below the hull/deck joint and at least 12 inches from the hull centerline.

1 c) 20% is to be attached to the starboard forward seat bulkhead, either front or aft side of bulkhead, at least 12 inches below the hull/deck joint and at least 12 inches from the hull centerline.

1 d) 10% attached aft of the aft seat bulkhead and forward of the transom (in the motor compartment) or aft of aft sole hatch, at least 12 inches below the hull/deck joint.

1 e) 10% is to be attached under the floorboard just aft of the barney post not exceeding a distance of 12 inches from the hull centerline.

Next Steps- Complying With Weight Standards

Final Weight Certificates Required for "A" Division by April 1, 2016

Thank you for participating in our first Harbor 20 weigh-in on February 13. As you were informed, your boat does not meet the minimum weight requirement of 1950lbs. A Draft Weight Certificate is attached which includes a diagram of your boat, how much lead must be added and where that lead needs to be permanently installed. When the added weight has been certified, you will receive your final Weight Certificate. Please be advised that "A" Division will need to be certified by April 1, 2016 to qualify for scoring in Harbor 20 racing events.

There are three options for final certification:

1. Sign up for a Re-weigh on the Harbor20.org Website

You purchase and install the lead weight as specified and permanently affix it to your boat. Sign up for a re-weigh date and time on the Harbor20 website.

Phil Thompson is available for those who want assistance with purchasing lead and/or installation. He can be reached at 714-329-1995. This is a fee for service, agreed upon between the boat owner and Phil.

2. Verify Lead and Observe Installation- No Re-Weigh Required

Phil Thompson is available to verify the weight of your lead and observe your installation. Upon Phil's verification of compliance, he will provide the necessary information to Michael Volk, who will issue your final Weight Certificate. If you choose this option, you do not have to re-weigh your boat.

3. Lead Provided and Installed- No Re-Weigh Required

Phil Thompson is available to purchase and install the lead as specified. He will provide the necessary information to Michael Volk, who will issue your final Weight Certificate. If you choose this option, you do not have to re-weigh your boat.

For questions, please contact Michael Volk
Michael@mvaarc.com 949-463-5900